

FLOOR2GO

LAMINATE FLOORING CATALOGUE

2023



WELCOME

We at Floor-2-Go are pleased to present to you our new laminate flooring catalogue for 2023. We believe this to be our most robust and high-quality product collection to date.

We pride ourselves on offering the highest quality products at the best possible prices to our valued customers. Floor-2-Go is recognised by leading outlets, and because of this we are proud and honoured to bring you a wide array of premium products with beautiful designs and diverse finishes. In this catalogue you will find plenty of accessories for your flooring needs as well.

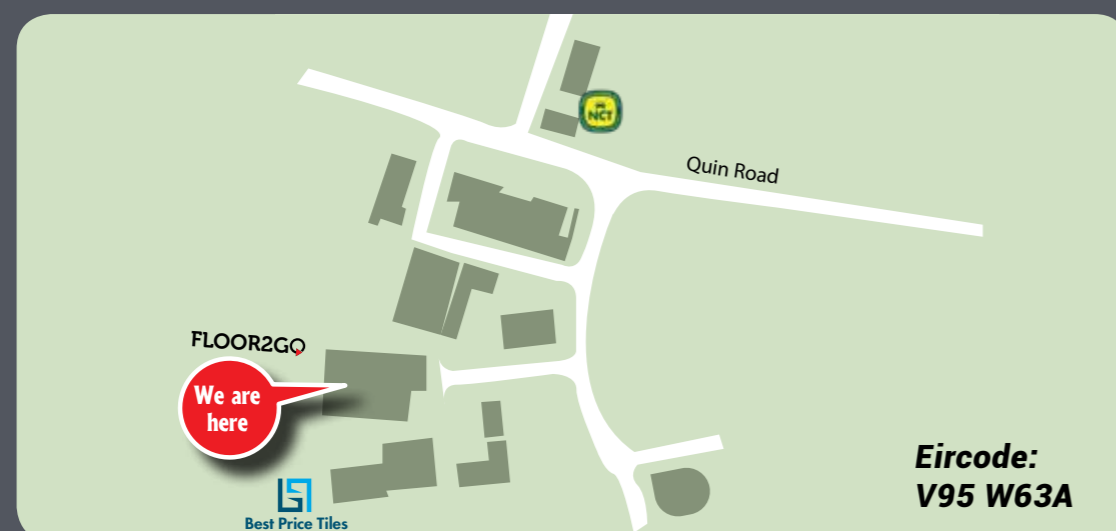
We deliver throughout Ireland on a daily basis to our commercial customers. Our knowledgeable staff and informative website are available to assist you with any further information you require. We thank you for the support and commitment you have shown us throughout the years, and we will make every endeavour to continue to supply you with quality products at competitive prices.



Tel: **065 686 4635**

Mail: **Sales - sales@floor2go.ie
Owen - Truck: owenk@floor2go.ie**

Website: **www.floor2go.ie**



LAMINATE FLOORING

- P.5 NEW ADDITIONS + DISCONTINUED STOCK**
- P.6-7 PACIFIC SERIES 7MM GLOSS**
- P.8-11 CITY RANGE 8MM MATT**
- P.12-15 SUPERNATURAL SERIES 8MM MATT**
- P.16-17 BAVARIAN SERIES 12MM MATT**
- P.18-21 KRONO SERIES 12MM MATT**
- P.22-25 EIR SERIES 12MM MATT**
- P.26-29 AUTHENTIC 5-G 12MM RANGE**
- P.30-35 HERRINGBONE 12MM RANGE**
- P.36-37 NEBRASKA SERIES 12MM GLOSS**
- P.38-39 TITAN EIR RANGE LONG LENGTH 12MM**
- P.40-41 LAMINATE INSTALLATION
LAMINATE FLOORS - UNDERFLOOR HEATING**
- P.42 MARKETING MATERIAL**
- P.43 FLOORING UNDERLAYS**
- P.44-47 MOULDINGS**
- P.48-52 FLOORING PROFILES**
- P.54 CARPET GRIPPERS**
- P.55 CARPET ACCESSORIES**
- P.57 COMPLAINT FORM**
- P.58 RETURNS AND COMPLAINTS POLICY**
- P.59 TERMS + CONDITIONS**

www.floor2go.ie

You can now browse our products, prices, and their details at your own leisure. In addition, there are numerous resources available including installation guides, a gallery, downloadable images, and more. To prevent your customers from accessing wholesale prices and specifications, we have set up an account feature. In order to have full access to the website, you will need to create an account.

This is easy to do:

1. Click on Register and fill in your details.
2. We will email your personalised login details.
3. You can then click on Login and gain full access. This is a one-time process.

Please contact us to discuss any aspect in more detail: the office phone at 065 686 4635, our emails listed above, or through the website Contact Us section. Thank you as always for your ongoing business and support.

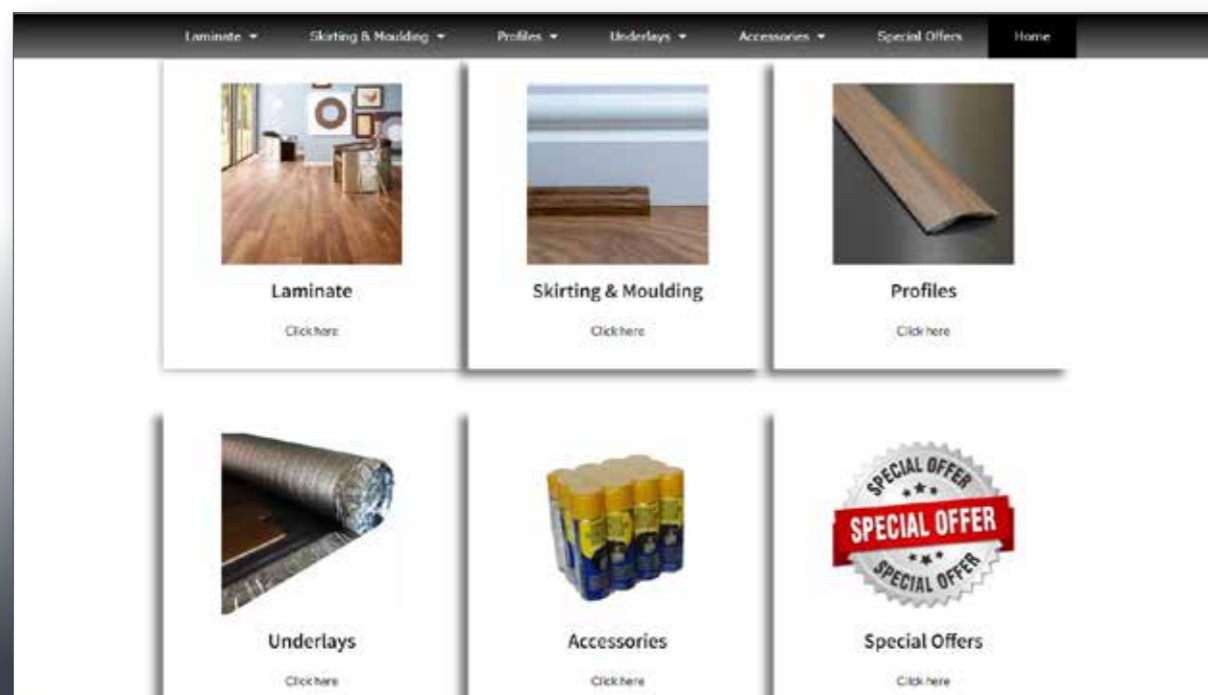
Please note below the following changes from last years brochure:

NEW ADDITIONS

PRODUCT NAME	CLASS	PAGE NO.
Texas 8mm Matt	AC-4	PAGE- 8
Miami 8mm Matt	AC-4	PAGE- 9
Vegas 8mm Matt	AC-4	PAGE- 9
Supernatural Stratford Oak	AC-4	PAGE- 13
Bavarian Oak 12mm Matt	AC-4	PAGE- 17
Bavarian Grey 12mm Matt	AC-4	PAGE- 17
Stratford Oak 12mm Matt	AC-4	PAGE- 21
Sand EIR 12mm Matt	AC-4	PAGE- 25
Authentic Oak 12mm 5-G	AC-5	PAGE- 26
Authentic Grey 12mm 5-G	AC-5	PAGE- 26
Authentic Beige 12mm 5-G	AC-5	PAGE- 27
Authentic Fired Oak 12mm 5-G	AC-5	PAGE- 27
Herringbone Sand 12mm	AC-4	PAGE- 31
Herringbone Seattle Grey	AC-4	PAGE- 32
Herringbone Bavarian Oak	AC-4	PAGE- 33
Herringbone Authentic Oak	AC-4	PAGE- 33
Titan Authentic Oak 12mm 5-G	AC-5	PAGE- 38

DISCONTINUED

Nevada Rustic Oak 7mm	AC-4	Vintage Corsair Oak 10mm	AC-4
Nevada Seattle Grey 7mm	AC-4	Vintage Silverdale Oak 10mm	AC-4
Pacific Chestnut Gloss 7mm	AC-3	Krono Dark Walnut 12mm	AC-4
Mountain Madrid Oak 8mm	AC-4	Krono Westside Oak 12mm	AC-4
Colosseum Milano 8mm	AC-3	Grey Ash EIR 12mm	AC-4
Colosseum Palermo 8mm	AC-3	Grand Van Gris 12mm	AC-5
Colosseum Napoli 8mm	AC-3	Grand Van Kahve 12mm	AC-5
Vintage Ashland Oak 10mm	AC-4	Majestic Madrid Oak 12mm	AC-5
Vintage Blackwater Oak 10mm	AC-4	Herringbone Grey Ash 12mm	AC-4
		Herringbone Rustic Oak 12mm	AC-4
		Titan Grey Ash 12mm	AC-5





Pacific Grey 7mm Gloss

PACIFIC RANGE 7mm GLOSS

AC3

Product Description

4V



AC3

7mm: AC3

AC3 Heavy Duty Domestic

12 Year Warranty



Pacific Grey Gloss
CODE: PAC.01 GLOSS



Pacific Oak Gloss
CODE: PAC.03 GLOSS

PACKING DETAILS

DIMENSIONS	BOX SIZE	PCS per BOX	PALLET SIZE	BOXES per PALLET
D: 7mm	2.91yd2	12pcs	192.06yd2	66
L: 1215mm	2.43m2		160.57m2	
W: 166mm				



CITY COLLECTION MATT 8mm



Product Description



8mm: AC4
AC4 Heavy Domestic Use
AC4 Medium Commercial Use
20 Year Warranty

New



Texas
CODE: LG5139

New



Rome
CODE: 9234-7

PACKING DETAILS

DIMENSIONS	BOX SIZE	PCS per BOX	PALLET SIZE	BOXES per PALLET
D: 8mm	2.93yd2	10pcs	175.8yd2	60
L: 1220mm			146.4m2	
W: 200mm	2.44m2			



CITY COLLECTION MATT 8mm



Product Description



8mm: AC4
AC4 Heavy Domestic Use
AC4 Medium Commercial Use
20 Year Warranty

New



Vegas
CODE: M9051-8

New



Miami
CODE: F9017

PACKING DETAILS

DIMENSIONS	BOX SIZE	PCS per BOX	PALLET SIZE	BOXES per PALLET
D: 8mm	2.93yd2	10pcs	175.8yd2	60
L: 1220mm			146.4m2	
W: 200mm	2.44m2			



Miami Matt 8mm



Vegas Matt 8mm

EUROPEAN UNION FLAG **SUPERNATURAL RANGE MATT 8mm** **AC4**

Product Description

8mm: AC4
 AC4 Heavy Domestic Use
 AC4 Medium Commercial Use
 20 Year Warranty



Supernatural Stratford Oak
CODE: Super-K450



Supernatural Colorado Oak
CODE: Super-5543



Supernatural Modena Oak
CODE: Super-8274

PACKING DETAILS

DIMENSIONS	BOX SIZE	PCS per BOX	PALLET SIZE	BOXES per PALLET
D: 8mm	2.67yd2	9pcs	138.84yd2	52
L: 1285mm	2.225m2		115.7m2	
W: 192mm				

EUROPEAN UNION FLAG **SUPERNATURAL RANGE MATT 8mm** **AC4**

Product Description

8mm: AC4
 AC4 Heavy Domestic Use
 AC4 Medium Commercial Use
 20 Year Warranty



Supernatural Dark Walnut
CODE: Super-7658



Supernatural Boulder Oak
CODE: Super-5542



Supernatural Dartmoor Oak
CODE: Super-4369

PACKING DETAILS

DIMENSIONS	BOX SIZE	PCS per BOX	PALLET SIZE	BOXES per PALLET
D: 8mm	2.67yd2	9pcs	138.84yd2	52
L: 1285mm	2.225m2		115.7m2	
W: 192mm				



Krono Boulder Oak 12mm



Supernatural Modena 8mm



Bavarian Grey



Bavarian 12mm Matt



Product Description



12mm: AC4
 AC4 Heavy Domestic Use
 AC4 Medium Commercial Use
 20 Year Warranty

New



Bavarian Oak
 CODE: Romo-Bav01

New



Bavarian Grey
 CODE: Romo-Bav02

PACKING DETAILS


DIMENSIONS	BOX SIZE	PCS per BOX	PALLET SIZE	BOXES per PALLET
D: 12mm	2.29yd2	8pcs	114.50yd2	50
L: 1215mm	1.91m2		95.5m2	
W: 196mm				




Krono Colorado Oak 12mm AC-4


KRONO RANGE 12mm


Product Description






12mm: AC4
 AC-4 Heavy Domestic Use
 AC-4 Medium Commercial Use
 20-Year Warranty



Colorado Oak
CODE: KN-5543



Modena Oak
CODE: 8274-12MM



Boulder Oak
CODE: 5542-12MM

PACKING DETAILS

DIMENSIONS	BOX SIZE	PCS per BOX	PALLET SIZE	BOXES per PALLET
D: 12mm	1.78yd2	6pcs	85.44yd2	48
L: 1285mm	1.49m2		71.44m2	
W: 192mm				



Krono Stratford Oak



KRONO RANGE 12mm



Product Description



12mm: AC4
AC-4 Heavy Domestic Use
AC-4 Medium Commercial Use
20-Year Warranty



Dartmoor Oak
CODE: KN-4369

New



Stratford Oak
CODE: KN-450

PACKING DETAILS

DIMENSIONS	BOX SIZE	PCS per BOX	PALLET SIZE	BOXES per PALLET
D: 12mm	1.78yd2	6pcs	85.44yd2	48
L: 1285mm	1.49m2		71.44m2	
W: 192mm				



Seattle Grey EIR



Sand EIR

EIR RANGE 12mm



Product Description



12mm: AC4
 AC-4 Heavy Domestic Use
 AC-4 Medium Commercial Use
 Embossed In Register Finish
 20-Year Warranty



Seattle Grey EIR
 CODE: ROMO-EIR.01



Beige EIR
 CODE: ROMO-EIR.02

PACKING DETAILS

DIMENSIONS	BOX SIZE	PCS per BOX	PALLET SIZE	BOXES per PALLET
D: 12mm	2.29yd2	8pcs	114.5yd2	50
L: 1215mm	1.91m2		95.5m2	
W: 196mm				

EIR RANGE 12mm



Product Description



12mm: AC4
 AC-4 Heavy Domestic Use
 AC-4 Medium Commercial Use
 Embossed In Register Finish
 20-Year Warranty

New



Sand EIR
 CODE: LQ-19

PACKING DETAILS

DIMENSIONS	BOX SIZE	PCS per BOX	PALLET SIZE	BOXES per PALLET
D: 12mm	2.88yd2	10pcs	115.20yd2	40
L: 1215mm	2.40m2		96m2	
W: 197mm				



Beige EIR

AUTHENTIC RANGE 12mm



Product Description



12mm: AC5
 AC-5 Heavy Domestic Use
 AC-5 Medium Commercial Use
 Embossed In Register Finish
 30-Year Warranty

New



Authentic Oak
 CODE: PDW-2021

New



Authentic Grey
 CODE: 3246-13

PACKING DETAILS

DIMENSIONS	BOX SIZE	PCS per BOX	PALLET SIZE	BOXES per PALLET
D: 12mm	1.71yd2	6pcs	111.15yd2	65
L: 1215mm			92.63m2	
W: 195mm	1.42m2			

AUTHENTIC RANGE 12mm



Product Description



12mm: AC5
 AC-5 Heavy Domestic Use
 AC-5 Medium Commercial Use
 Embossed In Register Finish
 30-Year Warranty

New



Authentic Beige
 CODE: 3246-3

New



Authentic Fired Oak
 CODE: T 3246-2

PACKING DETAILS

DIMENSIONS	BOX SIZE	PCS per BOX	PALLET SIZE	BOXES per PALLET
D: 12mm	1.71yd2	6pcs	111.15yd2	65
L: 1215mm			92.63m2	
W: 195mm	1.4m2			



Authentic Grey



Authentic Fired Oak



Herringbone Sand

HERRINGBONE EIR RANGE 12mm



Product Description



12mm: AC4
 AC-4 Heavy Domestic Use
 AC-4 Medium Commercial Use
 Embossed In Register Finish
 20-Year Warranty



Herringbone Sand
 CODE: LIQ.25.
 Note: A + B in same box



Herringbone Beige
 CODE: LIQ.17 A
 LIQ.18 B
 Note: A + B in same box

PACKING DETAILS

DIMENSIONS	BOX SIZE	PCS per BOX	PALLET SIZE	BOXES per PALLET
D: 12mm	2.31yd2	32pcs	115.5yd2	50
L: 600mm			96.25m2	
W: 100mm	1.93m2			

Note: To obtain this pattern equal amounts of A and B boards must be purchased. Floors must be level before installation.

HERRINGBONE EIR RANGE 12mm



Product Description



12mm: AC4
 AC-4 Heavy Domestic Use
 AC-4 Medium Commercial Use
 Embossed In Register Finish
 20-Year Warranty

New



Herringbone Seattle Grey
 CODE: ROMO-HERR.01
 Note: A + B in same box

PACKING DETAILS

DIMENSIONS	BOX SIZE	PCS per BOX	PALLET SIZE	BOXES per PALLET
D: 12mm	2.31yd2	32pcs	110.88yd2	48
L: 600mm				
W: 100mm	1.92m2		92.16m2	



Herringbone Seattle Grey

HERRINGBONE RANGE 12mm



Product Description



12mm: AC4
 AC-4 Heavy Domestic Use
 AC-4 Medium Commercial Use
 Embossed In Register Finish
 20-Year Warranty

New



Herringbone Bavarian Oak
 CODE: SHAN.02
 Note: A + B in same box

New



Herringbone Authentic Oak
 CODE: SHAN.01
 Note: A + B in same box

PACKING DETAILS

DIMENSIONS	BOX SIZE	PCS per BOX	PALLET SIZE	BOXES per PALLET
D: 12mm	2.17yd2	30pcs	104.16yd2	48
L: 600mm				
W: 95mm	1.81m2		86.8m2	

Note: To obtain this pattern equal amounts of A and B boards must be purchased. Floors must be level before installation.



Herringbone Beige



Herringbone Authentic Oak

**NEBRASKA 12mm V-GROOVE GLOSS****Product Description****12mm: AC3**

AC3 Heavy Duty Domestic

12 Year Warranty

**Nebraska American Maple**
CODE: LICH 14 ROMO**Nebraska Galgary Walnut**
CODE: LICH 13 ROMO**Nebraska Seattle Grey**
CODE: LICH 20 ROMO**Nebraska Irish Oak**
CODE: LICH 40 ROMO**PACKING DETAILS**

DIMENSIONS	BOX SIZE	PCS per BOX	PALLET SIZE	BOXES per PALLET
D: 12mm	2.45yd ²	10pcs	109.8yd ²	45
L: 1218mm	2.04m ²		91.8m ²	
W: 167mm				

**Nebraska Irish Oak 12mm Gloss**

TITAN EIR RANGE LONG LENGTH 12mm



Product Description



12mm: AC5
 AC-5 Heavy Domestic Use
 AC-5 Medium Commercial Use
 Embossed In Register Finish
 G5 Locking System
 30-Year Warranty



Titan Beige
 CODE: JSW 04



Titan Authentic Oak
 CODE: PDW-2021LB

PACKING DETAILS

DIMENSIONS	BOX SIZE	PCS per BOX	PALLET SIZE	BOXES per PALLET
D: 12mm	3.07yd2	6pcs	159.69yd2	52
L: 235mm	2.56m2		133.48m2	
W: 1815mm				



Titan Authentic Oak

GUIDELINES/CHECK LIST WHEN INSTALLING LAMINATE FLOORING.

SITE CONDITIONS FOR LAYING LAMINATE FLOORS.

Poor site conditions are the number one reason for a laminate floor to fail. Learning how to lay laminate flooring is really only important after you have checked site conditions.

The most important checks to make are for moisture and sub-floor levels.

It is always the responsibility of the installer to determine if the site conditions are acceptable although you may wish to check this yourself before purchasing a floor.

This essential testing should be carried out as follows:

* Humidity levels should be between 40% and 60%. This can be tested with a hygrometer.

As the humidity levels rise above 60%, your flooring expands. Because laminate is installed using a tongue and groove, click to lock system, this expansion can push the sides of the plank into each other causing them to buckle.

Low humidity levels can also have an impact on your flooring. When it is extraordinarily dry (below 30% humidity), the flooring shrinks pulling each plank away from each other.

This can cause your floors separate and expose gaps.

* The moisture content of cement screeds should be below 3%.

* Sub-floor levels should be no more than 3mm over a 1m distance in any direction.

This should be checked and measured with a long spirit level and ruler before installation.

Uneven floors should be leveled using leveling boards, plywood or self-leveling products.

Floor-2-Go will accept no liability for problems installing a Laminate Floor if we find any evidence of incorrect Job Site Conditions.

HOW TO ACCLIMATISE A LAMINATE FLOOR.

Only when the correct site conditions are met can you acclimatise laminate flooring.

Store your laminate floor closed in the packaging and flat



on the ground in the room of installation.

Most manufacturers will insist on 48hrs acclimatisation but read the instructions to ensure you have the correct time period.

While acclimatising, living conditions should be normal in the room with the heating on.

Your laminate floor will not acclimate correctly if the room is cold or if wet trades such as painting or plastering are being carried out.

Once acclimated your laminate may expand or shrink very slightly. It is also not uncommon to see some bowing in each plank. Don't worry, this isn't a defect. It is merely the laminate HDF core acclimating to the heat and humidity of the site.

EXPANSION JOINTS IN LAMINATE FLOORING.

Laminate flooring consists to about 90% of wood. Being a natural organic material, wood is always in motion.

Wood expands or contracts (or grows and shrinks) in response to changing temperatures and humidity.

The same principle applies to Laminate Flooring.

A metre of laminate flooring can undergo dimensional fluctuations of about a millimetre. This is what makes it so important to leave a gap of 10mm where the panels abut walls, door frames, pipes and so forth.

If this isn't done, the material can suffer damage as a result of buckling, warping and so on.

The tongue-and-groove joints can also suffer, and all this may void the terms of the warranty.

EXPANSION JOINTS IN LARGE ROOMS.

The gap around the edges of the floor, which are camouflaged by skirting boards, doesn't allow enough play in Large Rooms.

If a room is wider than 8 metres and/or longer than 12 metres, one or more additional expansion joints are needed in the middle.

EXPANSION JOINTS BETWEEN ROOMS.

It is also recommended to foresee expansion gaps under the doors between rooms to separate them.

Room humidity can vary according to the season, so it is vital that the floor is able to expand and contract.

This might occur when one room is heated and the other is not or when there is for example a piece of heavy furniture in one of the rooms.

We therefore recommend separating some of the rooms from the rest by creating expansion gaps under the doors between rooms.

LAMINATE FLOORING AND UNDERFLOOR HEATING

WATER OR ELECTRIC UNDERFLOOR HEATING?

Water-based underfloor heating systems are excellently suited for laminate flooring. And these days, most electric systems most electric systems can also be combined with laminate without any problem. But its prudent to play it safe and ask the manufacturer whether their product is in fact compatible with laminate. State-of-the-art electric underfloor heating systems can be used without any concerns. Many older models, however, only be turned on or off without permitting any intermediate settings.

And if you're planning to install laminate, the ability to adjust the temperature in steps is important.

But talk to the manufacturer! Only they can guarantee the suitability of their system.

CHECKLIST FOR LAMINATE FLOORING AND UNDERFLOOR HEATING

1. Follow the instructions of the heating system manufacturer!
2. Mineral substrates must be warmed up gradually before installing the flooring, otherwise they might crack or moisture may be permanently trapped inside them.
3. Ask a heating installer to test your underfloor and prepare a report on its heating response. This is essential for assessing the screed's suitability for being covered and especially important for floor surfaces that are made of or derived from wood.
4. Make sure to heat up the underfloor and allow it to cool off again according to the prescribed schedule before installing the laminate. Its surface should be at least 15°C when this is done.



5. To prevent moisture from rising, lay a polyethylene membrane (0.2mm thick) on a mineral substrate beneath the laminate flooring and any acoustic underlays to serve as a vapour barrier.

6. The first time the heating system is used after installing the laminate flooring, as well as at the start of each new heating period, gradually increase the temperature in steps of 5°C per day to the maximum infeed temperature (i.e. the highest temperature of the water or other heat transferring material).

7. Don't cover heated areas, as otherwise there is a risk of trapping heat and causing the temperature to rise excessively.

8. Make sure that the underfloor heating can be adjusted in steps (i.e. not simply on/off). The surface temperature of the laminate flooring should not exceed 26°C.

9. If you have electric underfloor heating, ask the manufacturer to confirm its suitability for laminate flooring.

HEAT TRANSFER RATES DEPEND ON THICKNESS

A material's heat transfer coefficient, or u-value, is a measure of how fast heat is transmitted through it.

This varies depending on the material's thickness and thermal conductivity. A lower u-value means that more heat is transferred, while a higher one indicates greater resistance to heat flux. The assembly of vapour barrier, acoustic underlay and laminate must not have a value greater than 0.15 (m²*K)/W.

A laminate floor's suitability for use with underfloor heating is inversely proportional to its u-value.

PROFILE STAND



SKIRTING/SCOTIA STAND



FLOORING UNDERLAYS



2mm
COMFORT WHITE FOAM

Code: Elitas Foam
Metres Per Roll: 25m
Roll Size: 2mm x 1m x 25m
Tog Rating: 0.44
Decibel Rating: 15db
Underfloor Heating: No
Rolls Per Pallet: 24



2mm
VISTA BLUE

Code: Hang.03
Metres Per Roll: 10m
Roll Size: 3mm x 1m x 10m
Tog Rating: 0.44
Decibel Rating: 15db
Underfloor Heating: No
Rolls Per Pallet: 48

TOASTIES



SKIRTING HANDBOARD



HAND BOARDS



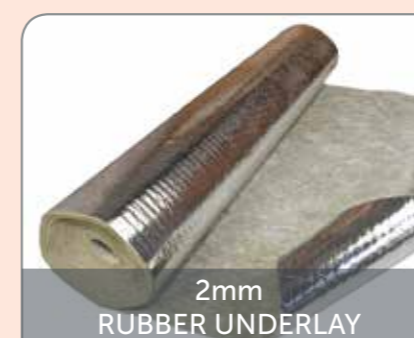
3mm
SILVER ULTRA

Code: Elitas Silver
Metres Per Roll: 15m
Roll Size: 3mm x 1m x 15m
Tog Rating: 0.90
Decibel Rating: 19db
Underfloor Heating: No
Rolls Per Pallet: 24



2mm
HEATWISE UNDERFLOOR

Code: Hang.02
Metres Per Roll: 10m
Roll Size: 2mm x 1m x 10m
Tog Rating: 0.35
Decibel Rating: 20db
Underfloor Heating: Yes
Rolls Per Pallet: 50



2mm
RUBBER UNDERLAY

Code: Hang.01
Metres Per Roll: 10m
Roll Size: 2mm x 1m x 10m
Tog Rating: 0.85
Decibel Rating: 23db
Underfloor Heating: No
Rolls Per Pallet: 50



Check out our website!
www.floor2go.ie

If you require any of the above please contact Alan at 087 317 9902

PRE-FINISHED SCOTIA



Junior Oak Scotia
15x28x2400 mm
CFL 04
30 Pcs



Smoked Grey Scotia
15x28x2400 mm
CFL 20
30 Pcs




White Scotia
15x28x2400 mm
CFL 06
30 Pcs



Beige Scotia
15x28x2400 mm
CFL 28
30 Pcs



Calgary Walnut Scotia
15x28x2400 mm
CFL 05
30 Pcs



Black Scotia
15x28x2400 mm
CFL 114
30 Pcs

Free Delivery on all order over 20 x box (Mixed)

PRE-FINISHED SKIRTING



Junior Oak Pre-Finished Skirting
15x130x2400 mm
CFL 01
10 Pcs



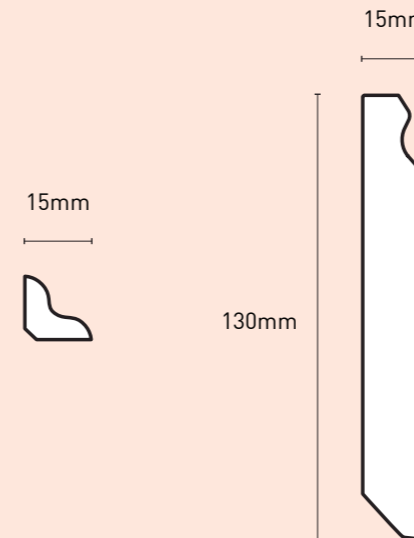
Calgary Walnut Pre-Finished Skirting
15x130x2400 mm
CFL 02
10 Pcs



White Pre-Finished Skirting
15x130x2400 mm
CFL 03
10 Pcs



Smoked Grey Pre-Finished Skirting
15x130x2400 mm
CFL 21
10 Pcs



Beige Skirting Pre-Finished Skirting
15x130x2400 mm
CFL 27
10 Pcs

Free Delivery on all order over 20 x box (Mixed)

DOOR ARCHITRAVE

5 lengths per door Front+Back



Door Architrave Oak
15x80x2200mm
CFL 14
10 Pcs



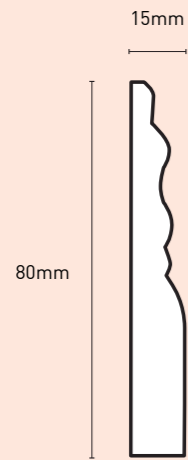
Door Architrave Smoked Grey
15x80x2200mm
CFL 19
10 Pcs



Door Architrave White
15x80x2200mm
CFL 13
10 Pcs




Door Architrave Beige
15x80x2200mm
CFL 26
10 Pcs









Door Architrave Calgary Walnut
15x80x2200mm
CFL 15
10 Pcs

Free Delivery on all orders over 20 x box (Mixed)









Rome 8mm

FLAT PROFILES (0-2mm HEIGHT DIFFERENTIAL)

	DESCRIPTION	SIZE	CODE	BOX QTY
	Flat Cover Strip Oak	900mm / 3ft	FCS OAK 900	30
	Flat Cover Strip Oak	2700mm / 9ft	FCS OAK 2700	10
	Flat Cover Strip Walnut	900mm / 3ft	FCS WAL 900	30
	Flat Cover Strip Walnut	2700mm / 9ft	FCS WAL 2700	10
	Flat Cover Strip Grey	900mm / 3ft	FCS Grey 900	30
	Flat Cover Strip Grey	2700mm / 9ft	FCS GREY 2700	10
	Flat Cover Strip Gold Matt	900mm / 3ft	FCS GOLD 900	30
	Flat Cover Strip Gold Matt	2700mm / 9ft	FCS GOLD 2700	10
	Flat Cover Strip Chrome Matt	900mm / 3ft	FCS CHROM 900	30
	Flat Cover Strip Chrome Matt	2700mm / 9ft	FCS CHROM 2700	10
	Flat Cover Strip Beige	900mm / 3ft	FCS BGE 900	30
	Flat Cover Strip Beige	2700mm / 9ft	FCS BGE 2700	10

UNIVERSAL PROFILES (3-12 mm HEIGHT DIFFERENTIAL)

	DESCRIPTION	SIZE	CODE	BOX QTY
	Universal Cover Strip Oak	900mm / 3ft	UNIV OAK 900	30
	Universal Cover Strip Oak	2700mm / 9ft	UNIV OAK 2700	10
	Universal Cover Strip Walnut	900mm / 3ft	UNIV WAL 900	30
	Universal Cover Strip Walnut	2700mm / 9ft	UNI WAL 2700	10
	Universal Cover Strip Grey	900mm / 3ft	UNIV GREY 900	30
	Universal Cover Strip Grey	2700mm / 9ft	UNIV GREY 2700	10
	Universal Cover Strip Gold Matt	900mm / 3ft	UNIV GOLD 900	30
	Universal Cover Strip Gold Matt	2700mm / 9ft	UNIV GOLD 2700	10
	Universal Cover Strip Chrome Matt	900mm / 3ft	UNIV CHROM 900	30
	Universal Cover Strip Chrome Matt	2700mm / 9ft	UNIV CHROM 2700	10
	Universal Cover Strip Beige	900mm / 3ft	UNIV BGE 900	30
	Universal Cover Strip Beige	2700mm / 9ft	UNIV BGE 2700	10

ANGLE EDGE PROFILES 8mm

	DESCRIPTION	SIZE	CODE	BOX QTY
	Angle Edge 8mm Oak	900mm / 3ft	ANGLE 900 OAK	30
	Angle Edge 8mm Oak	2700mm / 9ft	ANGLE 2700 OAK	10
	Angle Edge 8mm Grey	900mm / 3ft	ANGLE 900 GREY	30
	Angle Edge 8mm Grey	2700mm / 9ft	ANGLE 2700 GREY	10
	Angle Edge 8mm Gold	900mm / 3ft	ANGLE 900 GOLD	30
	Angle Edge 8mm Gold	2700mm / 9ft	ANGLE 2700 GOLD	10
	Angle Edge 8mm Chrome	900mm / 3ft	ANGLE 900 CHRM	30
	Angle Edge 8mm Chrome	2700mm / 9ft	ANGLE 2700 CHRM	10
	Angle Edge 8mm Beige	900mm / 3ft	ANGLE 900 BGE	30
	Angle Edge 8mm Beige	2700mm / 9ft	ANGLE 2700 BGE	10

RAMP EDGE PROFILES 8mm

	DESCRIPTION	SIZE	CODE	BOX QTY
	Ramp Edge Oak	2700mm / 9ft	RAMP 2700 OAK	10
	Ramp Edge Grey	2700mm / 9ft	RAMP 2700 GREY	10
	Ramp Edge Gold	2700mm / 9ft	RAMP 2700 GOLD	10
	Ramp Edge Chrome	2700mm / 9ft	RAMP 2700 CHRM	10
	Ramp Edge Beige	2700mm / 9ft	RAMP 2700 BGE	10



Titan Beige



TEXAS SETTING

CARPET GRIPPERS

STANDARD PURPOSE CARPET GRIPPER (Min Order 5 boxes)



Dual Purpose Gripper
 Size: 1520 x 20mm
 Code: C.G 01
 Pieces/box: 100 pc (500ft)

Concrete Gripper
 Size: 1520 x 20mm
 Code: C.G 02
 Pieces/box: 100 pc (500ft)




Timber Gripper
 Size: 1520 x 20mm
 Code: C.G 03
 Pieces/box: 100 pc (500ft)

Stickdown Gripper
 Size: 1520 x 20mm
 Code: C.G 04
 Pieces/box: 100 pc (500ft)

Our Carpet Gripper is made from high quality 5 ply poplar plywood with zinc plated nails and galvanised pins giving very good carpet hold strength. It has pronounced bevel edge finish for an easy and consistent roll edge finish and will suit every carpet and sub-floor for domestic and contract usage.

CARPET UNDERLAY



NAME	Heatwave Underfloor Heating
TYPE	PU Foam
CODE	CPT. 03
Metres Per Roll	15m ²
Thickness	6mm
Decibel Rating	31
Tog Rating	0.75
Traffic	Luxury Domestic

Heatwave is designed to be safer in the event of a fire in the home, thanks to its flame retardent properties. There is no need to worry about dangers under your floor if the worst was to happen.

CARPET UNDERLAY ADHESIVE



Multi Tak
 Code AAS 01
 12 Per Carton

CONTACT ADHESIVE



Contact Adhesive
 Code AAS 02
 12 Per Carton

HANDY WRAP



Stretch Tape
 BMK.04
 10+1 Dispenser
 100mm x 135m

Complaint Form

To Process your claim as quickly as possible, please complete the following questions. It is important you answer **ALL** sections. You can post complaint form to the following address: J&A Flooring Ltd t/a Floor2Go, Unit 2, Clonroadmore Business Park, Quinn Road, Ennis, Co.Clare, V95 W63A or forward complaint form to our e-mail at sales@floor2go.ie. Office telephone - 065 6864635

Retailers Details

Name		Telephone	
Address			

Product Details

Product Range		Colour/Décor	
Area Installed M2/Yards2		Date Problem Started	
Date Installed		Fitters Name & Tel:	

Room laminate is fitted in	
----------------------------	--

Reason For Complaint

Describe in as much details as possible the problem/reason for complaint

--

Were boards acclimatised?	
If Yes please state where and for how long?	
Type of subfloor over which flooring was laid	
Has a damp proof been used?	
Is underfloor heating fitted, if so state what type including underlay used ?	
How much of an expansion gap has been left around edges?	
Have expansion profiles been used where appropriate?	
Have all boards staggered correctly by a minimum of 200mm?	
Describe how the floor has been cleaned?	

Please email images of complaint to sales@floor2go.ie

Returns and Complaints Policy

RETURNS:

- All returns are subject to a 15% restocking fee plus any applicable freight charges.
- All discrepancies must be reported on the POD and alternatively reported within 48 hours.
- All goods for return must be inspected by our sales representative with invoice number provided prior to returns being accepted.
- Open or damaged packs will not be accepted for return.
- No special offers or discounted lines can be accepted for return.
- Once your return is approved and you have been issued a GRN docket please shrink wrap the goods on a pallet with relevant GRN paperwork with box labels visible. This is to allow our drivers to inspect and verify the goods before they are uplifted.
- Items not approved on the GRN docket will not be collected.
- Once the items have been received by our warehouse your credit will be issued to your account in due course.

DAMAGES:

- Customer representative must check and sign for product at point of delivery.
- No claim of damage will be accepted under any circumstances on our behalf if POD is unsigned, signed “unchecked”, or signed as received in good condition.
- Claims for damages must be made with photographic evidence and a signed POD stating damage type and quantity within 24 hours of delivery by email or Whatsapp.
- In the event of goods being received in an unfit state, please keep ready for inspection / collection. • We cannot issue credits for goods that are not ready for inspection / collection.

MANUFACTURER’S LIABILITY:

Floor-2-Go’s liability for defective goods will be limited to replacement of goods to the equivalent value or a credit note to the value of goods damaged. We are not held liable for any subsequent loss or damage that occurs by the purchaser or customers of the purchaser. This is inclusive of lost time, damages when fitting, or other consequential losses. We are not liable for claims in respect of shortages in either width or length that fall within the normal manufacturing tolerance of 1.25%.

PLACING OF ORDERS:

Nothing in this price list should be deemed an offer, and we reserve the right to accept or refuse any order. Placing of an order implies acceptance of these trading terms and conditions.

Terms & Conditions

ACCOUNTS:

- Should you wish to set up an account, you may request our Credit Application form by email, mail, or download it from our website. This can be returned by email or post.
- All payments on account are paid on the agreed terms upon set up.
- It is our policy to place a hold on all overdue accounts. If any issues arise, please contact our accounts department (see back cover for contact details).

Placing an order implies acceptance of the Terms & Conditions herewith set out.

ORDERS AND DELIVERIES:

- Orders may be called in, emailed, or sent via the contact form on our website (see back for contact details).
- Order cut-off is 5 pm for next-day shipment. Courier delivery will be 24 to 48 hours after the day of shipment.
- Information given for date or time of delivery is given in good faith. However, the company cannot accept responsibility for any delays in delivery.
- We do not deliver to residential addresses.

COLLECTION ORDERS:

- Collections must be booked in advance.
- Orders placed before 11 am will be ready after 2 pm.
- Orders placed between 11 am and 3 pm will be ready the next morning.
- Orders placed after 3 pm will be ready the next day after 11 am.

DELIVERY CHARGES:

PALLETS

- Orders up to the pre-VAT value of €750 will incur a delivery cost up to €40.00 plus VAT. (€50 for Northern Ireland).
- Orders at or above the pre-VAT value of €750 will have the delivery charge waived.

PARCEL DELIVERY

- For smaller items we offer a parcel delivery at a cost of €10.00 plus VAT per parcel. Maximum cost €20

FLOOR2GO

where quality meets service

Office Sales: sales@floor2go.ie / 065 686 4635

Sales Manager: Alan Gough - 087 3179902 - agough1971@gmail.com

Accounts: Jean - jean@floor2go.ie

Unit 2 Clonroadmore Business Park, Quin Road, Ennis, Co. Clare, V95 W63A

Tel - 065 686 4635 Fax - 065 686 5652 Vat - 1113933UH